

THE [PARTITION
C A T A L O G U E

Space, Simplified

INDEX

Company profile	04
HEA partition system	08
SEALED partition system	14
Color finishes	22
Melamines	24





HEA 50 system



THE PARTITION

who we are?

We are a Greek company dedicated to transforming spaces through expertly engineered partitions that combine style and performance. Our passion lies in turning spaces into experiences and our work is driven by a deep respect for the art of building—where every detail is meticulously crafted.

We believe that true innovation begins with a foundation of timeless craftsmanship. Driven by a commitment to excellence, we engineer our products with precision, ensuring not only aesthetic appeal but also superior performance, including high acoustic standards. Our designs are sleek yet impactful, offering clean lines that complement and enhance any environment.





COLLABORATION]



Collaboration is key to our approach. We work closely with architects, designers, and distributors to deliver customised solutions that meet the specific needs of each project. With a focus on high acoustic performance and minimalist design, our partitions are crafted to enhance both the aesthetics and functionality of any environment.


At The Partition, we don't just build partitions—we build experiences, spaces, and lasting impressions, all grounded in the everlasting principles of craftsmanship and a passion for construction.



HEA 50

Precision Crafted for Seamless Spaces

Inspired by the iconic HEA beams, Hea-50 features a profile resembling a horizontal "H," similar to the broad-flanged beams used in construction. The system is meticulously designed so that the aluminium profiles of both the fixed partitions and doors share an identical profile, offering seamless visual continuity. This ensures a consistent linear aesthetic, where the door frames blend perfectly with the fixed elements, creating a harmonious and uninterrupted design flow.





DOOR



GLASS



The doors of Hea-50 are mounted on a rotating axis, ensuring smooth and harmonious movement. With door frames and casings angled at 22.5°, the design eliminates the need for thresholds, enhancing sound insulation.

Combining unique features, Hea-50 brings an element of originality and sophistication to any space. Vertical casings are fitted with dual rubber seals for superior soundproofing, while the door is equipped with a bottom seal and a top profile with double rubber insulation.

Available in anodized finishes or RAL paint options, Hea-50 can support glass panels that maintain visual communication, spatial unity, and light diffusion. Alternatively, it can accommodate melamine panels for added privacy.

Glass options include 2x5mm and 2x6mm thicknesses, with acoustic film reinforcement available. For solid partitions, a 1x18mm melamine panel is used. The robust aluminum profile ensures stability and allows installation in spaces up to 3 meters in height.



SEAMLESS DESIGN

A. Clear float laminated glass

Clear float laminated glass. Standard single-glazed options available in thicknesses of i) 5 + 0.38 + 5mm and ii) 6 + 0.38 + 6mm

B. Acoustic glass

Designed specifically for sound insulation purposes. Available in two variants: i) 5 + 0.76 + 5mm and ii) 6 + 0.76 + 6mm

C. Tempered glass

Provides enhanced strength and safety due to the tempering process

D. Ultra-clear glass

Offers exceptional clarity and transparency, allowing maximum light transmission eating privacy while allowing diffused light

E. Satin glass

Provides a translucent and frosted appearance, creating privacy while allowing diffused light

F. Digital printing glass

Allows customized designs and patterns to be printed directly onto the glass surface

G. Fabric laminated glass

Incorporates fabric within the laminated glass for a unique aesthetic and added visual interest

H. LCD glass panel

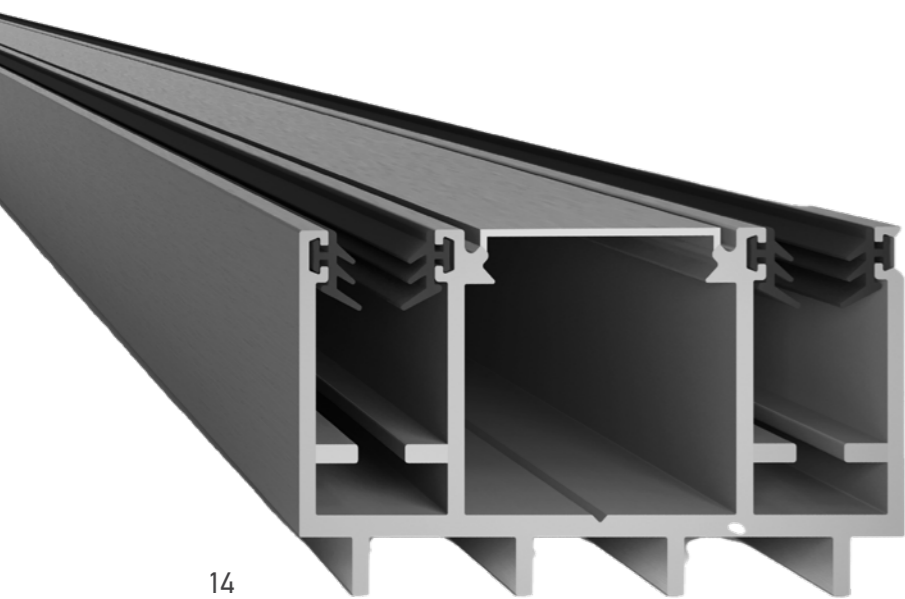
Offers on/off functionality, allowing the glass to switch between transparent and milky white, providing maximum privacy when needed



SEALED 22.5° DOUBLE OFFICE PARTITION SYSTEM

Acoustic Excellence, Refined Design

Sealed 22.5° is designed to meet the demands of spaces with exceptionally high acoustic requirements. Featuring concealed hinges, the doors open a full 180°, providing both functionality and aesthetic appeal. The door frames and casings are angled at 22.5°, eliminating the need for additional thresholds to enhance sound insulation.





The system's design ensures that the aluminium profiles of both the fixed partitions and the doors are identical, offering a seamless visual continuity. This creates a consistent, linear aesthetic where the door frame perfectly aligns with the fixed elements, blending harmoniously to deliver a unified design flow throughout the space.

In addition, the casings are equipped with triple rubber seals, while the door features an automatic drop seal that activates upon closing, further improving acoustic performance.

Available in anodized finishes or RAL paint options, Sealed 22.5⁰ supports both glass and solid panels, depending on the need for light permeability or privacy.

The thickness of the aluminium profile ensures a sturdy construction, allowing the Sealed 22.5⁰ to be installed in spaces up to 3 meters in height.





ACOUSTIC PERFORMANCE



A. Clear float double laminated glass

Standard double-glazed options available in thicknesses of:

i) 5 + 0.38 + 5mm | ii) 6 + 0.38 + 6mm

B. Acoustic double glazed glass

Designed specifically for sound insulation purposes. Available in thicknesses of :

i) 5 + 0.76 + 5mm | ii) 6 + 0.76 + 6mm

C. Tempered glass

Provides enhanced strength and safety due to the tempering process

D. Ultra-clear glass

Offers exceptional clarity and transparency, allowing maximum light transmission

privacy while allowing diffused light

E. Satin glass

Provides a translucent and frosted appearance, creating privacy while allowing diffused light

F. Digital printing glass

Allows customized designs and patterns to be printed directly onto the glass surface

G. Fabric laminated glass

Incorporates fabric within the laminated glass for a unique aesthetic and added visual interest

H. LCD glass panel


Offers on/off functionality, allowing the glass to switch between transparent and milky white, providing maximum privacy when needed




RAL COLOURS




RAL 9010 MAT




RAL 7043 MAT




RAL 2800




RAL 7040 MAT




RAL 7024 ST




RAL 7021 ST




LUXOR




TANAMI SABLE




RAL 5014 ST




RAL 5003 ST




RAL 6021 ST




RAL 6005 ST




RAL 8003 ST



RAL 3005 ST



RAL 1019 ST




RAL 7006 ST


ANODISED COLOURS




ANODISED
BLACK MAT




ANODISED
BRASSED GREY




ANODISED
NATURAL MAT



ANODISED
POLISHED GOLD



ANODISED
BRASSED COPPER



ANODISED
POLISHED BRONZE

MELAMINE



GRAPHITE



SAGE



GREIGE



STONE



WALNUT




ACACIA



OAK



BLACK OAK



COTTON



ONYX



UMBER



CHAMPAGNE



ASH



LARCH



TEAK



ELM



THE [PARTITION

Tavrou 32, 17778 Athens, Greece | +30 211 2180 562 | sales@thepartition.gr

www.thepartition.gr | [@ The_Partition_Gr](#)